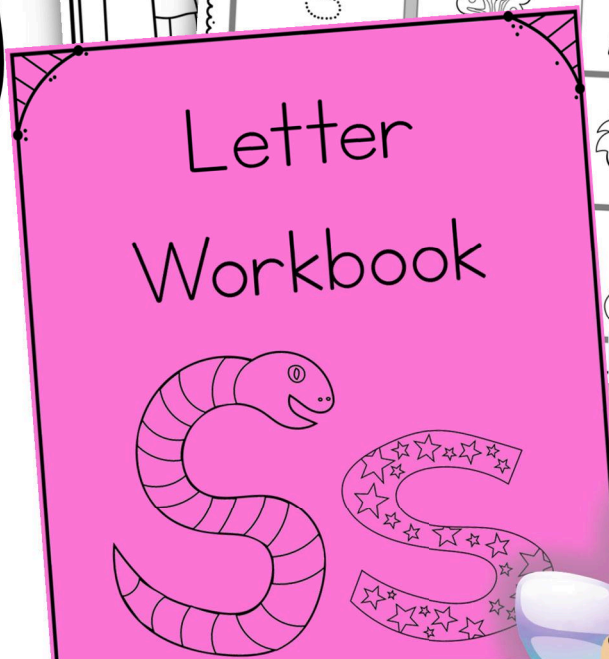

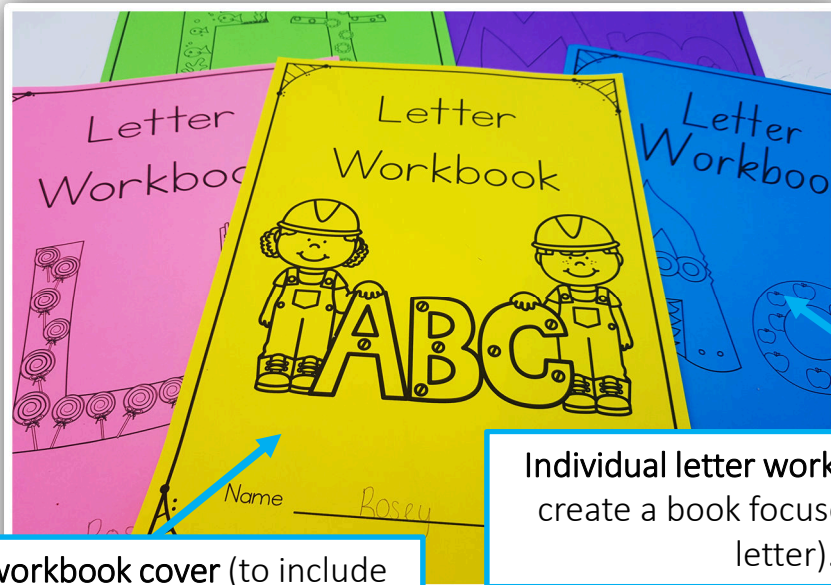


LETTER Ss

WORKBOOK ACTIVITIES



Workbook Covers



General workbook cover (to include all the letters in the one book).

Individual letter workbook cover (to create a book focused on a single letter).

Examples of Completed Activities

Name Rosey

Circle the pictures that begin with f.
Cross out the pictures that do not begin with f.

Circle the letter f.

g o u l f b

© Fairy Poppins

Focus – Beginning sounds

Name Rosey

Circle the pictures that begin with f.

Trace the letter f.

Focus – Beginning sounds and lower case letter foundation. Kids can use a pencil or highlighter to form the letters.

Examples of Completed Activities

Name Rosey

Trace the letter f. Then circle the picture that begins with f.

Focus – Beginning sounds & lower case letter formation

Name Rosey

Circle the pictures that begin with f.

Focus – Beginning sounds & lower case letter formation

Name Rosey

Draw a picture of something that begins with f.

Ff is for flower

Focus – Beginning sounds & letter formation

Letter Sort Name Rosey


Cut and paste the letters in the correct column.

Upper case		Lower case

Focus – Sorting lower case and upper case letters

Examples of Completed Activities

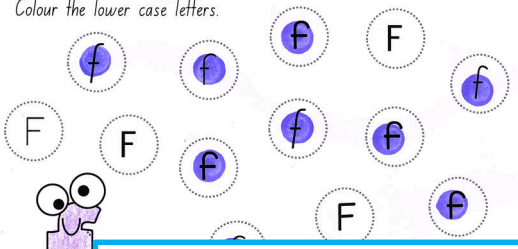
Name Rosey



Write the lower case f.



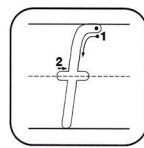
f f f f f f f f

Colour the lower case letters.

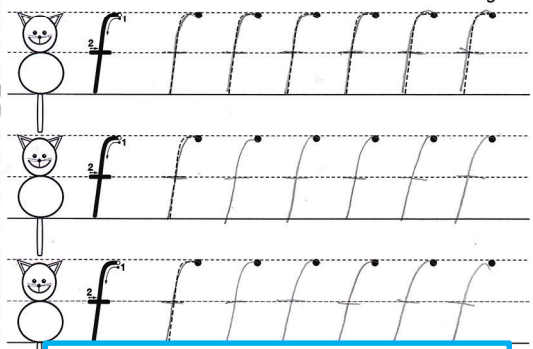


Focus – Identifying and writing lower case letters. You can colour the circles or use bingo daubers.

Name Rosey

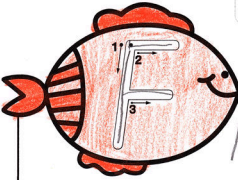


frog



Focus – Writing lower case letters.

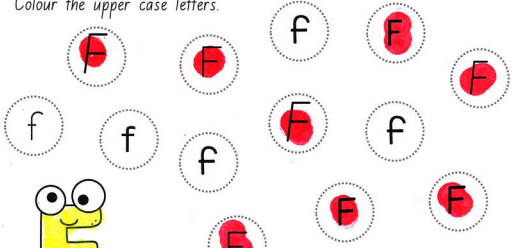
Name Rosey



Write the upper case F.



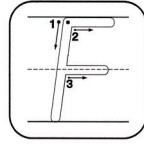
F F F F F F F F

Colour the upper case letters.

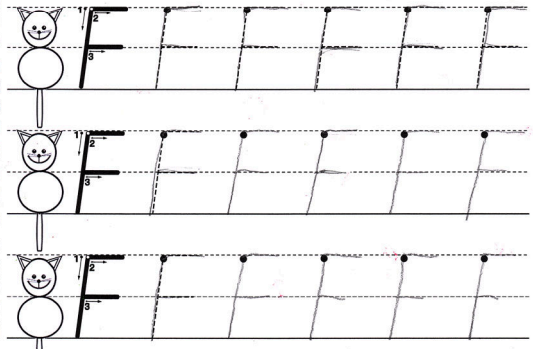


Focus – Identifying and writing upper case letters. You can colour the circles or use bingo daubers.

Name Rosey




fairy




Focus – Writing upper case letters.

Letter Workbook




Name _____

Letter Workbook

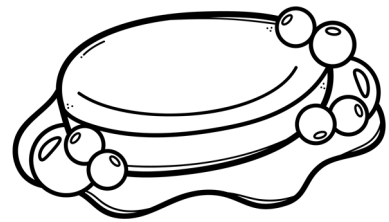




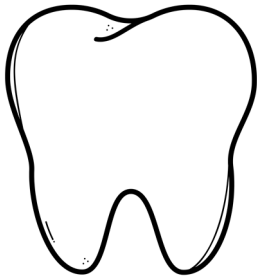




Name _____




Name _____

Circle the pictures that begin with s.
Cross out the pictures that do not begin with s.








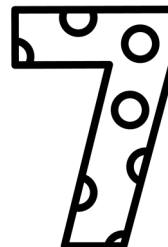


Circle the letter s.

s a t p i




Name _____

Circle the pictures that begin with s.





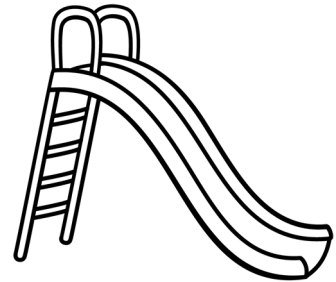




Trace the letter s.






Name _____






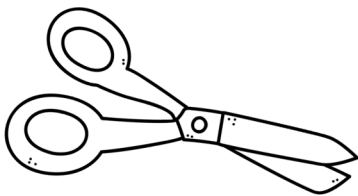
Trace the letter s. Then circle the picture that begins with s.



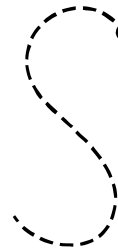
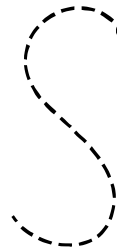
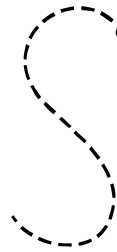
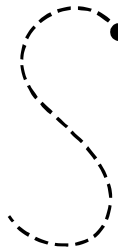
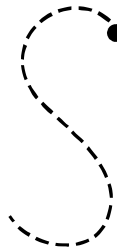
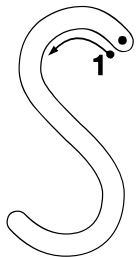

Name _____





Circle the pictures that begin with s.



Name _____



Draw a picture of something that begins with s.








Ss is for _____.

Letter Sort







Name _____

Cut and paste the letters in the correct column.

Upper case



Lower case



S

s

S

s

S

S


S

S

S

S

Name _____




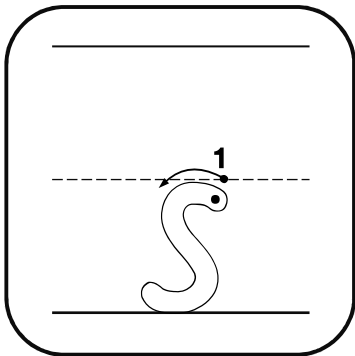
Write the lower case s.

A large empty rectangular box for writing practice.

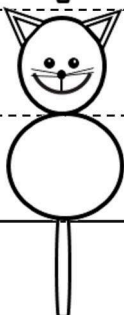
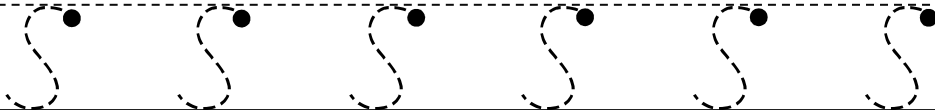
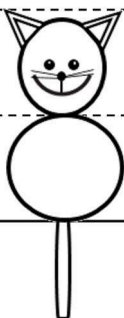

Colour the lower case letters.

A collection of lowercase 's' and uppercase 'S' letters, each enclosed in a dashed circular border. The letters are arranged in a grid-like pattern. In the bottom left corner, there is a cartoon character shaped like a lowercase 's' with large eyes, a smiling mouth, and small arms and legs.


Name _____



snake



Name _____





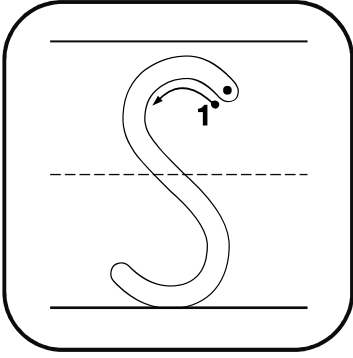
Write the upper case S.

A large empty rectangular box for practicing writing the uppercase letter 'S'.

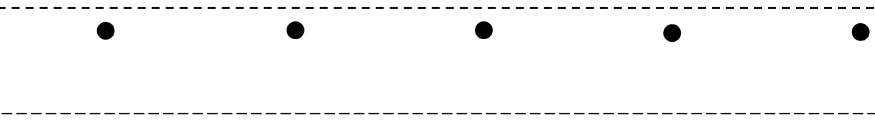
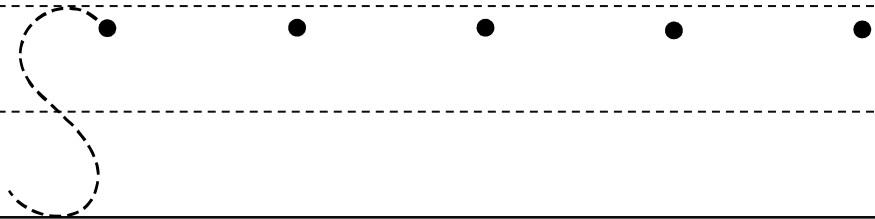
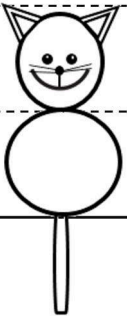
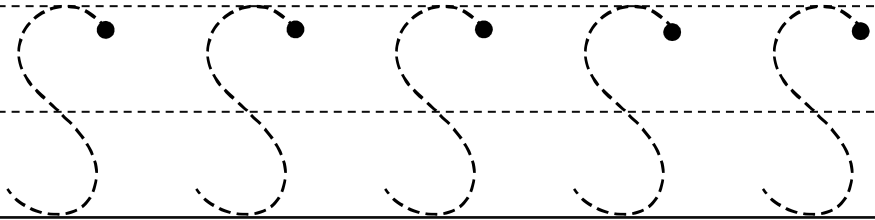
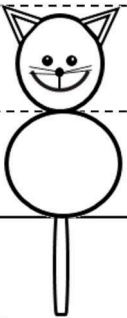
Colour the upper case letters.

A collection of letters for coloring. It includes several uppercase 'S' and lowercase 's' characters, each enclosed in a dotted circle. One uppercase 'S' is notably larger than the others. Additionally, there is a lowercase 'a' in a dotted circle. In the bottom left corner, there is a cartoon character shaped like the letter 'S', with large eyes, a smiling mouth, and small feet.

Name _____



snail



LETTER Ss

WORKBOOK ACTIVITIES



Name _____

Circle the pictures that begin with s.

Name _____

Trace the letter s. Then circle the picture that begins with s.

s		
s		
s		

Letter
Workbook

Completed Examples of Worksheets

Name Rosey

Trace the letter f. Then circle the picture that begins with f.

Focus – Beginning sounds & lower case letter formation

Name Rosey

Circle the pictures that begin with f.

Focus – Beginning sounds & lower case letter formation

Name Rosey

Draw a picture of something that begins with f.

Ff is for flower

Focus – Beginning sounds & letter formation

Letter Sort Name Rosey


Cut and paste the letters in the correct column.

Upper case		Lower case	

Focus – Sorting lower case and upper case letters

Completed Examples of Worksheets

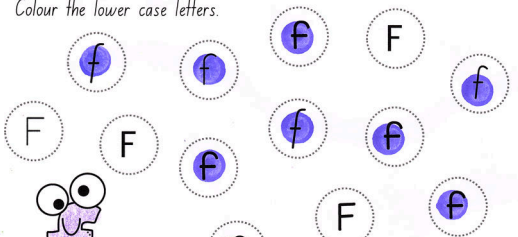
Name *Rosey*



Write the lower case f.




f f f f f f f f f f

Colour the lower case letters.




Focus – Identifying and writing lower case letters. You can colour the circles or use bingo daubers.

Name *Rosey*

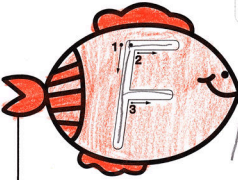


frog



Focus – Writing lower case letters.

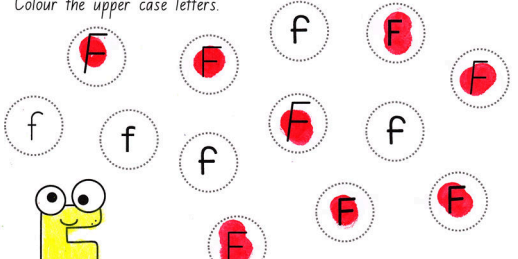
Name *Rosey*



Write the upper case F.



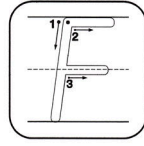
F F F F F F F F F F

Colour the upper case letters.

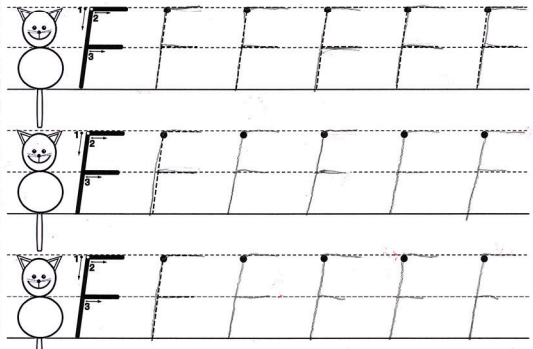


Focus – Identifying and writing upper case letters. You can colour the circles or use bingo daubers.

Name *Rosey*




fairy




Focus – Writing upper case letters.

Letter Workbook




Name _____

Letter Workbook

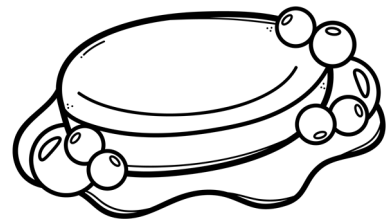




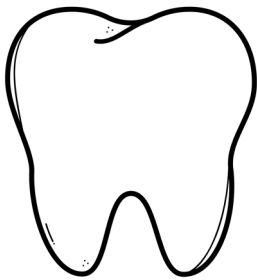




Name _____




Name _____

Circle the pictures that begin with s.
Cross out the pictures that do not begin with s.








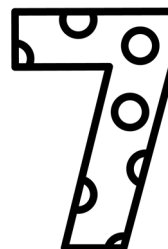


Circle the letter s.

s a t p i n





Name _____

Circle the pictures that begin with s.




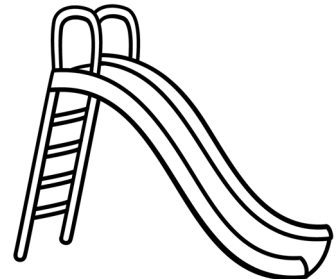






Trace the letter s.






Name _____



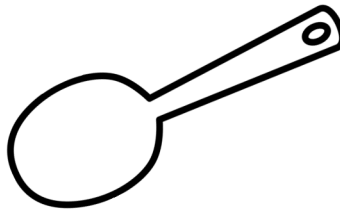


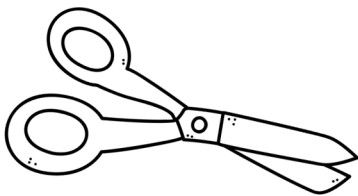
Trace the letter s. Then circle the picture that begins with s.



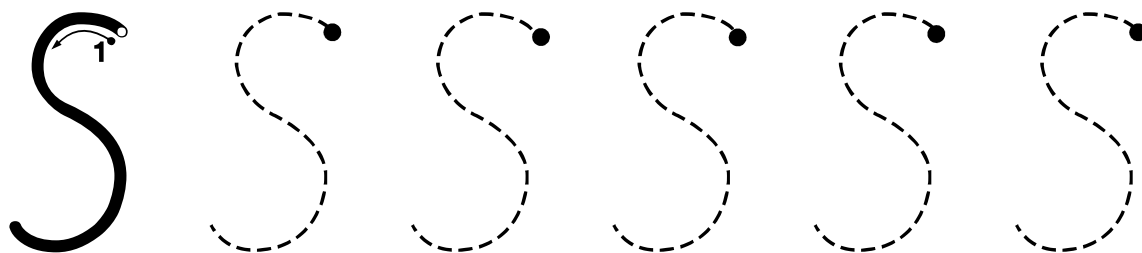

Name _____




Circle the pictures that begin with s.



Name _____



Draw a picture of something that begins with s.








Ss is for _____.

Letter Sort







Name _____

Cut and paste the letters in the correct column.

Upper case



Lower case



S

s

S

s

S

S


S

s

S

s

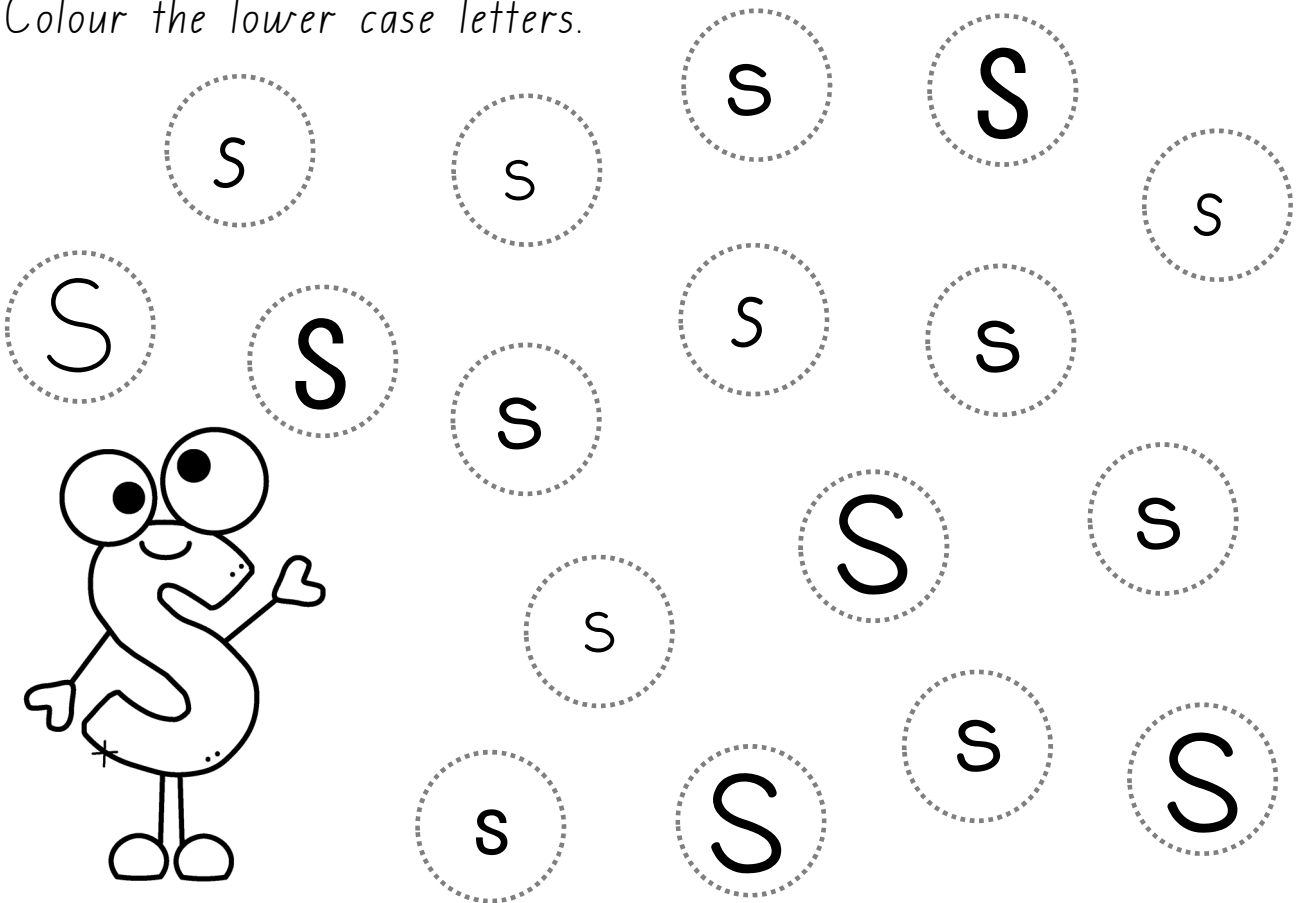
Name _____




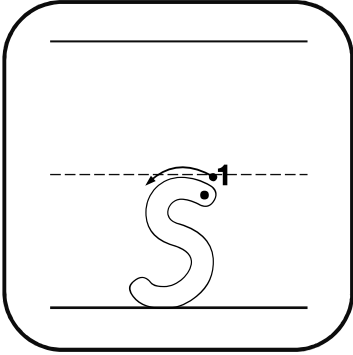
Write the lower case s.

A large empty rectangular box for writing practice.

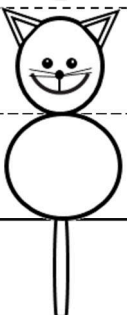
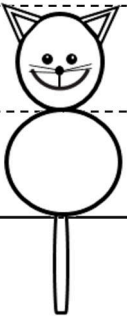
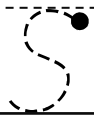
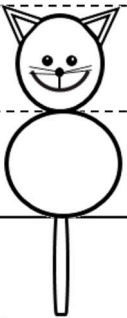

Colour the lower case letters.



Name _____



snake




Name _____




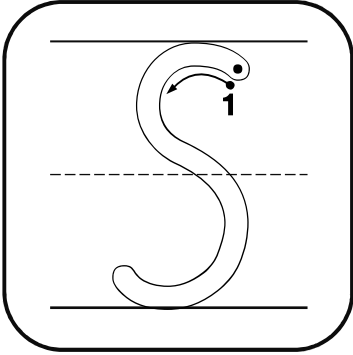
Write the upper case S.

A large, empty rectangular box with a black border, intended for the student to practice writing the uppercase letter 'S'.

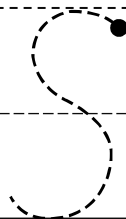
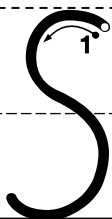
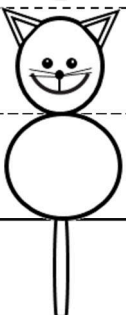
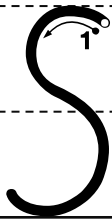
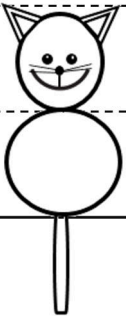
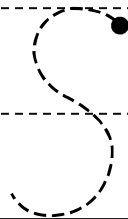
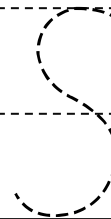
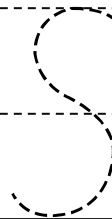
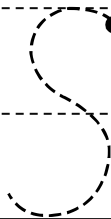
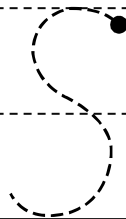
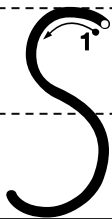
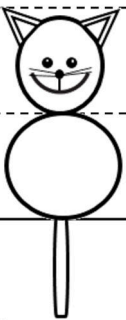
Colour the upper case letters.



Name _____




snail



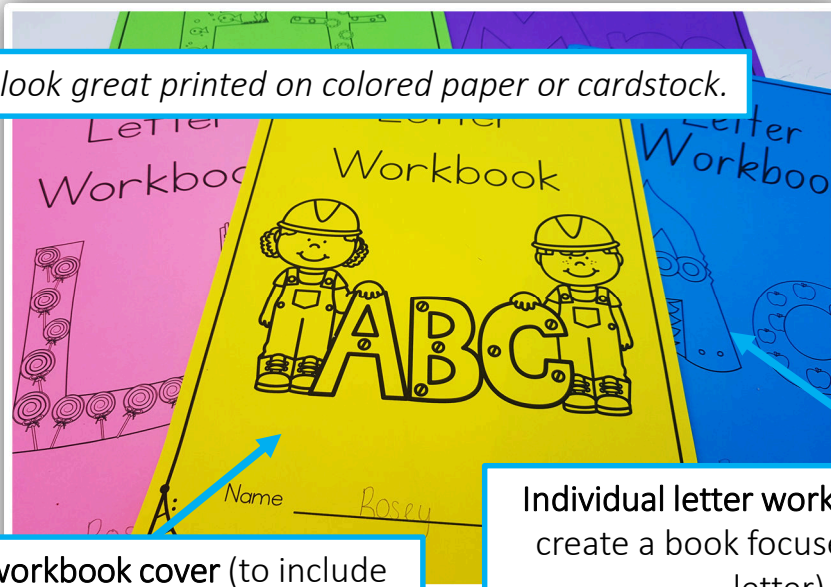
LETTER Ss

WORKBOOK ACTIVITIES



Workbook Covers

These look great printed on colored paper or cardstock.



General workbook cover (to include all the letters in the one book).

Individual letter workbook cover (to create a book focused on a single letter).

Examples of Completed Activities

Circle the pictures that begin with l.
Cross out the pictures that do not begin with l.

Circle the letter l.

g o u l f b

Pictures: ladder, lock, umbrella, lion, lamp, laundry, lemon, nutcracker. © Fairy Doodles

Focus – Beginning sounds

Circle the pictures that begin with l.

Trace the letter l.

Focus – Beginning sounds and lower case letter formation. Kids can use a pencil or highlighter to form the

Examples of Completed Activities

Tracing the letter l. Then circle the picture that begins with l.

Focus – Beginning sounds & lower case letter formation

Tracing the letter l. Then circle the pictures that begin with l.

Circle the pictures that begin with l.

Focus – Beginning sounds & lower case letter formation

Tracing the letter l. Then draw a picture of something that begins with l.

Draw a picture of something that begins with l.

ll is for Ladybug

Focus – Beginning sounds & letter formation

Letter Sort

Cut and paste the letters in the correct column.

Upper case		Lower case	

Focus – Sorting lower case and upper case letters

Examples of Completed Activities

Write the lower case l.

Color the lower case letters.

This worksheet features a green leaf with a lowercase 'l' on its stem. Below it is a grid of slanted lines for writing. At the bottom, there are several lowercase 'l's and circles containing 'l's for coloring. A cartoon pencil character is also present.

Focus – Identifying and writing lower case letters. You can color the circles or use bingo daubers.

l

lion

This worksheet shows a lowercase 'l' in a box, a cartoon pencil character, and a colorful lion. Below are three rows of handwriting lines for practice. A small 'ppins' logo is visible in the bottom right corner.

Focus – Writing lower case letters.

Write the upper case L.

Color the upper case letters.

This worksheet features a green leaf with an uppercase 'L' on its stem. Below it is a grid of slanted lines for writing. At the bottom, there are several uppercase 'L's and circles containing 'L's for coloring. A cartoon pencil character is also present.

Focus – Identifying and writing upper case letters. You can color the circles or use bingo daubers.


L

llama

This worksheet shows an uppercase 'L' in a box, a cartoon pencil character, and a llama wearing a colorful shawl. Below are three rows of handwriting lines for practice. A small 'ppins' logo is visible in the bottom right corner.


Focus – Writing upper case letters.

Letter Workbook




Name _____

Letter Workbook

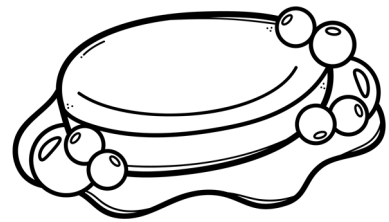




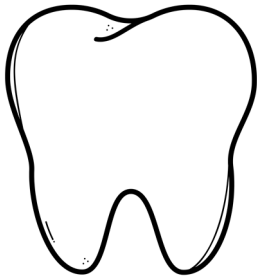




Name _____



Name _____

Circle the pictures that begin with s.
Cross out the pictures that do not begin with s.




Circle the letter s.

s






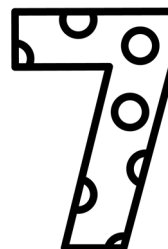


a t p i

n





Name _____

Circle the pictures that begin with s.






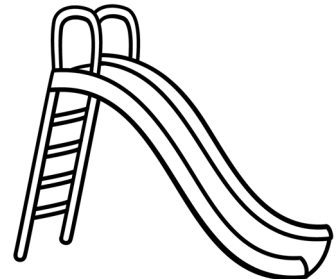







Trace the letter s.






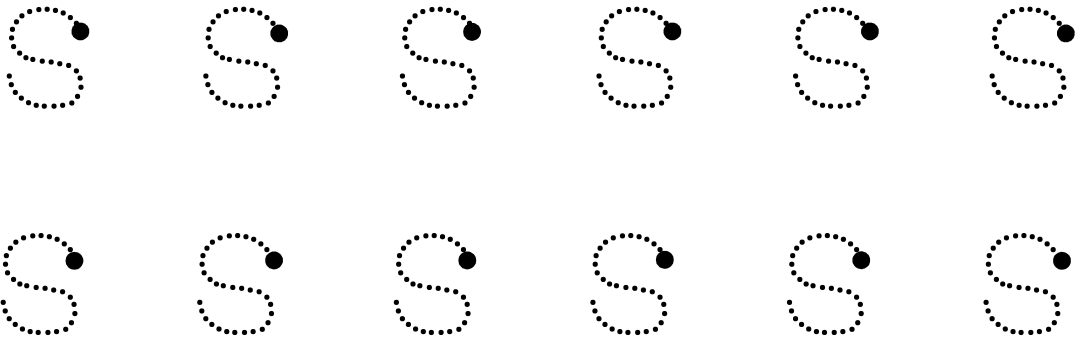
Name _____

Trace the letter s. Then circle the picture that begins with s.



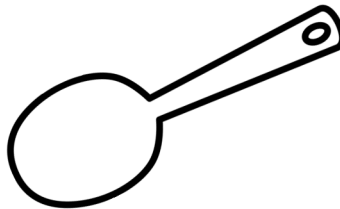


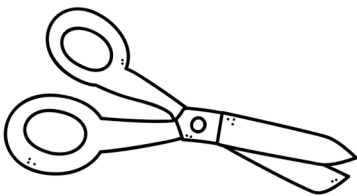






Name _____

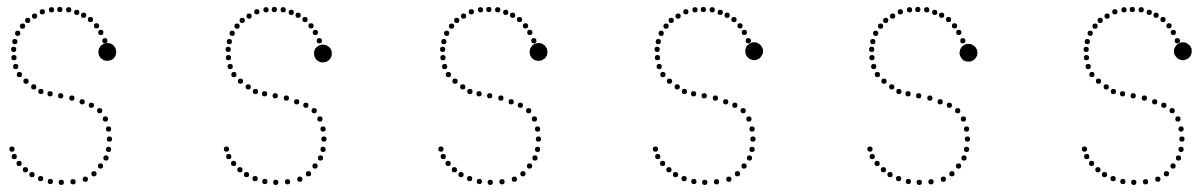


Circle the pictures that begin with s.







Name _____



Draw a picture of something that begins with s.








Ss is for _____.

Letter Sort






Name _____

Cut and paste the letters in the correct column.

Upper case



Lower case



S

s

S

s

S

S


S

s

S

S

Name _____




Write the lower case s.

A large empty rectangular box for writing practice.



Color the lower case letters.

A collection of letters 'S' and 's' inside dotted circles for coloring. The letters are arranged in a grid-like pattern. There are 10 uppercase 'S' letters and 10 lowercase 's' letters scattered throughout the area.

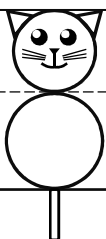
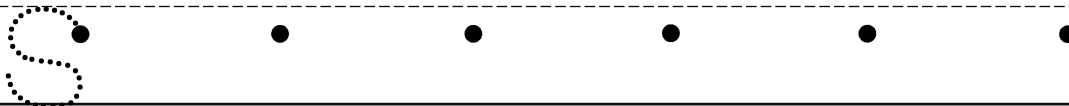
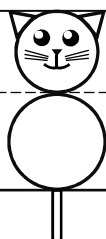

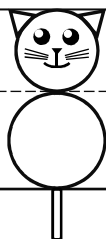


Name _____


S



snake




Name _____




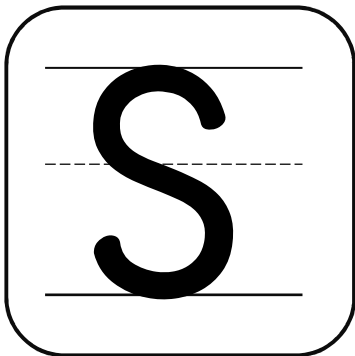
Write the upper case S.

A large empty rectangular box for writing practice.

Color the upper case letters.



Name _____



snail

